Art & Design Learning Journey

St Marys Catholic College Wallasey

Christ within us all

AQA

Pupils leave school able to work independently, know their strengths and preferred materials and how to develop a project from start to finish. Students are able to make personal choices, and understand the importance of Art and Design in society.

YEAR 11

10 HOUR EXAM

Links to KS5 art and design

Recording independent ideas through drawing/photography/annotation

Experimenting and refining materials independently relevant to artist

Independent choice

Personal journey – completing a personal journey independently

Teacher led GCSE style project

Working independently to research artists

Independently researching artists linked to project

recording ideas though drawing/photography/ digital manipulation and annotation

EXTERNALLY SET ASSIGNMENT–ALL AO'S – **completely independent project**

Links to KS5 art and design

Personal journey – completing a personal journey independently

5 HOUR MOCK EXAM

Recording independent ideas through drawing/photography/annotation

Organic form sculpture/textile

Experimenting and refining materials independently relevant to artist

Working independently to research artists kate malone

MOCK EXAM–ALL AO'S – **first independent project**

Organic form sculpture/photography Exam unit

YEAR 10

Links to KS5 art and design

Experimentation and refining, using a variety of materials.

Annotation and recording ideas through drawing



Portraiture–AO3/SHAPE/TONE

Acrylic Paint

Portraiture

Architecture & print

Drawing

Experimentation and refining materials relevant to project

Personal journey – deciding on a personal journey and ideas for own work with support from teacher

National culture links: Wirral/Liverpool architecture

Researching art movements and linking to own work – finding art styles they enjoy.

Cultural links

Experimentation and analyzing

Detail project–ALL AO's – focus on AO4

Fish/Art history–AO1/AO2/AO3

Teacher led GCSE style project

Exploring Mixed Medias, photography, drawing, print

Experimentation and refining, using a variety of materials. Discovering which materials are strengths.

Take risks confidently and develop creative and imaginative capabilities Create an ugly mug vessel

Use artists work to inspire own ideas Egg carton William Denton ray sculpture

Researching artists and linking to own work



Costal/Sea/Nautical inspired workshops

Local culture links

Annotation and recording ideas through drawing/photography

Natural form Sea inspired–AO1/AO2/AO3

Nautical inspired skills Identity portraiture Local architecture- print

Develop and refine ideas

Stitching

Mixed Medias

Aboriginal/sculpture –AO2/AO4/TEXTURE/PATTERN/SHAPE/LINE

National culture links: Mexican catholic culture

Printing

Experimenting, investigating, analysis

Printing–AO1/AO4/LINE/PATTERN/COLOUR

od–AO1/AO2/LINE/TONE/CO UR

Photography

2a Where can we go? Favianna Rodriguez

Safe working practices

Art history knowledge

Career links

Paint & Pencil

Celestial Numerology

Use artists work to inspire own ideas



Louisa Boyd

YEAR 9

Longer projects to prepare for GCSE style of working

1a Identity - Its in the Stars Louisa Boyd

Printing

Drawing

Collage

Develop technical skills and experimentation

Colour theory knowledge –AO1/AO2/LINE/TONE/COLOUR

Career links

Artist copy–AO1/TEXTURE/PATTERN

Keemo Basquit jean-michel basquiat Luke Dixon

Use artists work to inspire own ideas

Using a range of techniques including mark making paper assemblage & photography :

Understand cultural artifacts and produce creative resonses

Recording ideas through drawing

Illustration mixed media–AO2/TEXTURE/SHAPE/PATTERN

Local culture links : world Museum masks

Develop technical skills; cardboard/card relief, modroc

Use a range of techniques

Illustration/paint–AO4/LINE/PATTERN/SHAPE

Collage

Sculpture

3a How can we?

Drawing

Pattern

Zentangle

Pen

How can we?

Collage –AO3/AO4/SHAPE/

Mixed Media



Knowing about artists/designers and using a range of techniques

Oil pastel

Recording ideas through drawing

Illustration pen/water colour–AO1/AO2/COLOUR/LINE/PATTERN

Paint/Ceramics

POP ART/HYPEREALISM A01/A03 artist movement

Use artist work peter Anton/clause Oldenburg to inspire own ideas

YEAR 8

3a How can i: conservation & sustainable material - songbird project

1a Who are we? Portraiture

Mark making

Drawing

Exploring ideas locality ; close up perspective linked to Sarah graham

Hundertwasser relief poly-tile printing

Exploring and recording ideas and producing creative work

Mark making & Direct Observation–AO3/A02 Observational drawing

Food–AO1/AO2/LINE/TONE/COLOUR

2b - Who are we Social Justice Ceramic Postcards

Hyperrealism A01/A03 artist movement / Artist copy

Ink Work

LP1:Change- Portraiture

LP2:

LP3: Cubisim - Art History - Picasso-Sandra Silberzweig

LP4: Conservation & habitat illustration

Direct Observation–AO3/TONE/LINE Observational drawing Tonal shading Close up/zoomed in

Local culture links : world Museum insects

National culture links

Use artist work to inspire own ideas

Use artist work to inspire own ideas

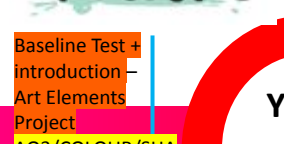

YEAR 7

Baseline Test + introduction – Art Elements Project AO3/COLOUR/SHAPE/TONE

Collage

1a Identity - who am I? Helen Wells

HELEN Wells – AO1/AO2/AO4/LINE/PATTERN/COLOUR

Drawing

Y6 Transition Day

Colour theory knowledge ,positive/negative shape & analyzing artist work

Impressionism – AO1/AO2/COLOUR

Colouring pencils

Drawing skills and colour theory knowledge

Drawing line & shape inspired by nature



Paint

Colour theory knowledge and analyzing artist work